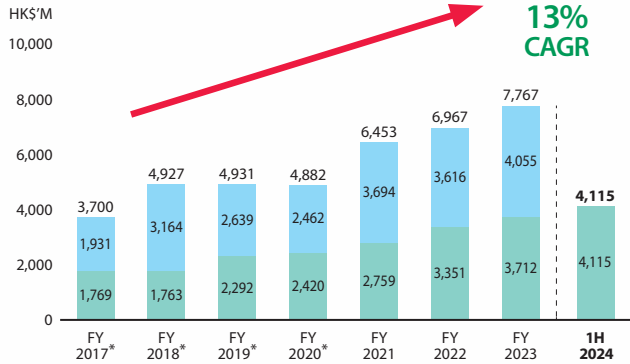


8-Year Achievements Since Listing

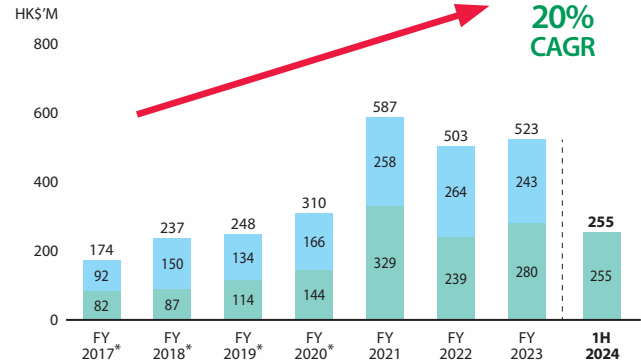
Growth Trend

Revenue



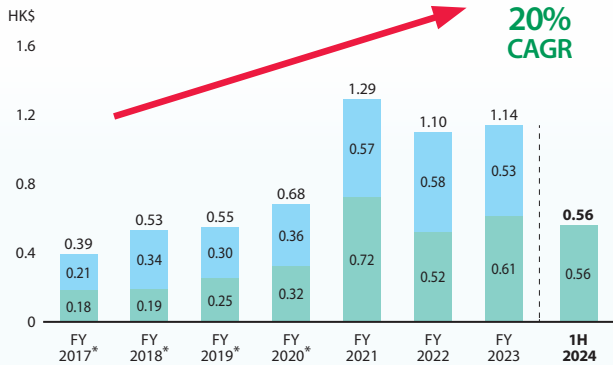
Through organic growth and acquisitions, consolidated revenue grew more than 100% from FY2017 to FY2023.

Profit Attributable to Shareholders



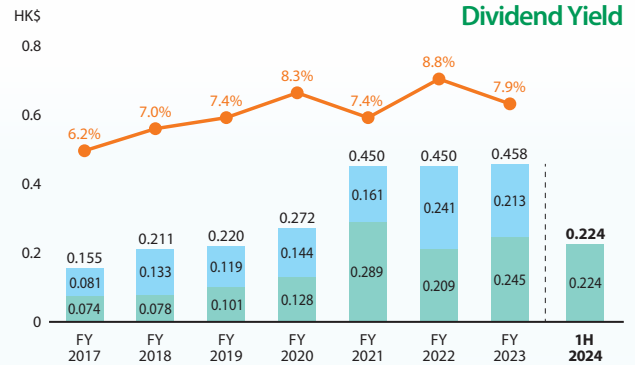
Compared with FY2017, consolidated profit attributable to shareholders for FY2023 tripled.

Earnings per Share



Earnings per share surged more than 190% from FY2017 to FY2023.

Dividend per Share



Compared with FY2016, dividends per share for FY2023 increased more than 200% and was maintained at a stable dividend payout ratio of about 40%.

■ First half ■ Second half

* Reported figures per respective year's published annual results without including subsequent restatements caused by business acquisitions.

8-Year Achievements Since Listing

Operational Performance



Property & Facility Management Services

New and Renewed Contracts in 1H2024*

12 Contracts
HK\$91 million

Remaining Works at 31 December 2023
HK\$872 million



City Essential Services

New and Renewed Contracts in 1H2024*

150 Contracts
HK\$1,943 million

Remaining Works at 31 December 2023
HK\$6,638 million



E&M Services

New and Renewed Contracts in 1H2024*

13 Contracts
HK\$1,034 million

Remaining Works at 31 December 2023
HK\$5,542 million

* With net contract sum not less than HK\$1 million for each contract.

Environmental, Social and Governance

Loyal and Sizeable Workforce

(As at 31 December 2023)

Number of Staff

24,881

(1,662 as at 30 June 2016)

Environmental Targets

(FY2024 vs FY2023)

Fuel Consumption

▼ **0.5%**

Electricity Consumption

▼ **1.5%**

Paper Procured

▼ **8%**

People Development and Corporate Social Responsibility

(Six months ended 31 December 2023)

Total Training Hours Attended by Staff

89,860

Total Volunteer Service Hours

5,168

Number of Volunteering Participants

1,375

