

Financial Highlights

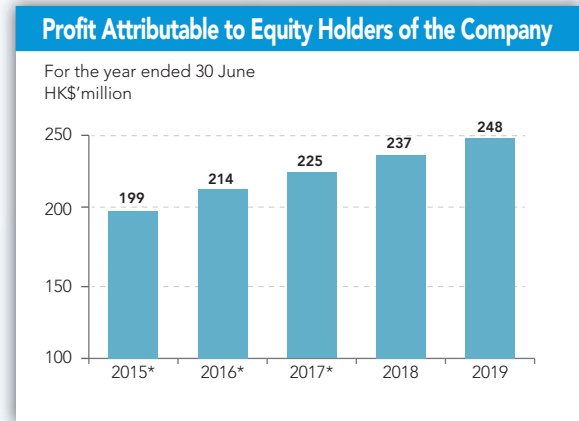
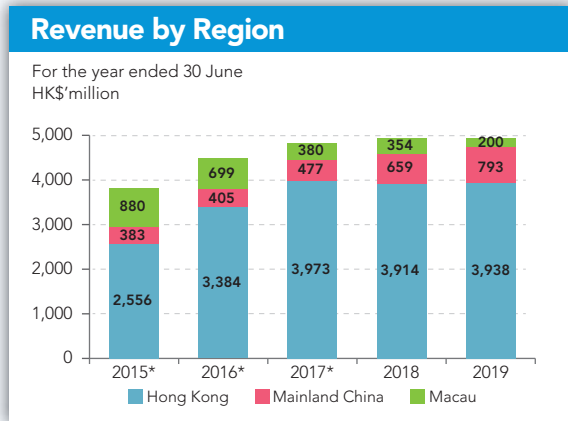
	2019 HK\$M	2018 HK\$M	% Change
Revenue	4,930.5	4,926.5	0.1%
Gross profit	599.8	591.0	1.5%
Profit attributable to equity holders of the Company	247.5	236.8	4.5%
Basic earnings per share	HK\$0.55	HK\$0.53	3.8%

The Board recommended the declaration of a final dividend of HK11.9 cents (2018: HK13.3 cents) per share for the year ended 30 June 2019⁽ⁱ⁾.

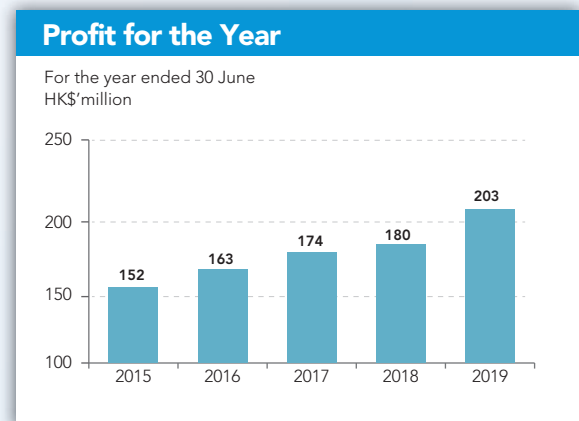
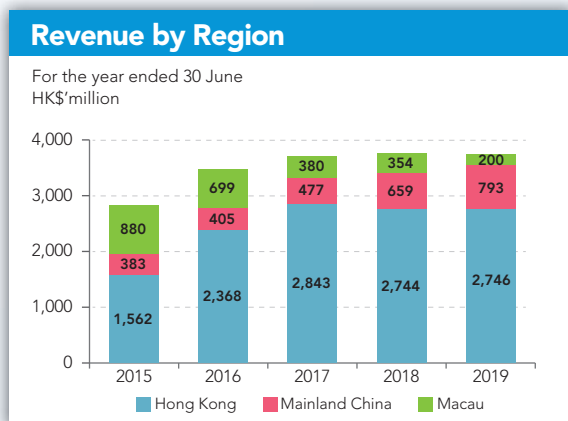
Note (i) Together with the interim dividend of HK10.1 cents (2018: HK7.8 cents) per share paid in March 2019, total distribution of dividends made by the Company for the year ended 30 June 2019 will be HK22.0 cents (2018: HK21.1 cents) per share, representing a dividend payout ratio of 40.0% (2018: 40.1%).

Financial Highlights

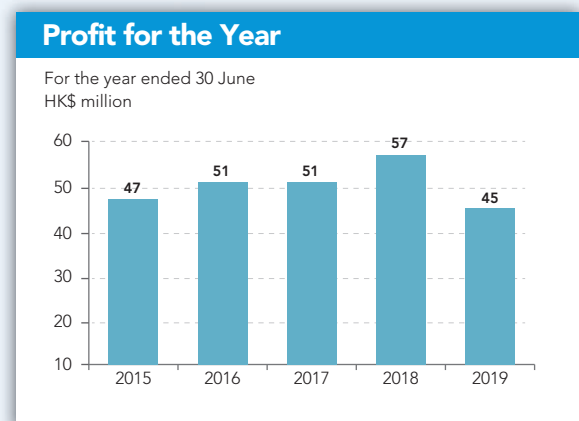
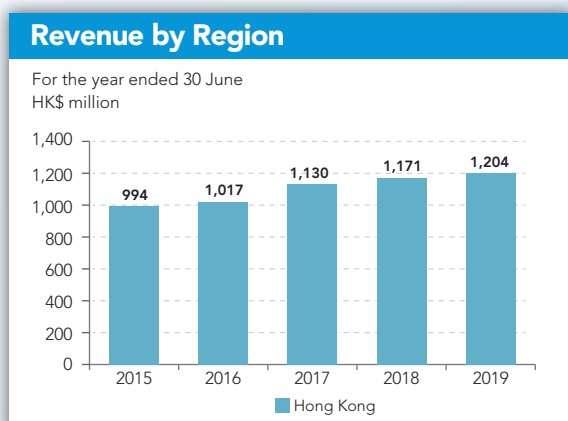
FSE SERVICES GROUP — CONSOLIDATED



E&M ENGINEERING AND ENVIRONMENTAL MANAGEMENT SERVICES SEGMENTS



FACILITY SERVICES SEGMENT



* Restated for the Group's application of merger accounting for business combinations under common control